










FUTURE LAND USE MAP

CUSHING, NEBRASKA
CORPORATE LIMITS



LEGEND

-  URBAN RESERVE
-  PARKS/RECREATION
-  PUBLIC/QUASI-PUBLIC
-  SINGLE FAMILY RESIDENTIAL
-  MOBILE HOME RESIDENTIAL
-  MULTIFAMILY RESIDENTIAL
-  COMMERCIAL
-  INDUSTRIAL
-  CORPORATE LIMITS LINE

HANNA:KEELAN ASSOCIATES, P.C.
COMMUNITY PLANNING & RESEARCH

* Lincoln, Nebraska * 402.464.5383 *